

MARCH 2022

Introduction to CRM

AVEVA CRM Quick Guides

AVEVA Contract Risk Management – GENERIC

AVEVA

AVEVA CONTRACT RISK MANAGEMENT

Quick Guide will cover

Contractor Portal

Access AVEVA CRM from Registration Email

Accept T&C's and Set Your Time Zone

Reset Your Password

Logging IN and Logging OUT

User Profile

Navigation Within AVEVA CRM

Access AVEVA CRM from Registration Email



From: contractriskmanagementsupport@aveva.com
Sent: Monday, March 14, 2022, 11.16 AM
To: Matthew Long <Matthew.Long@mail.com>
Subject: MyCorp AVEVA™ Contract Risk Management Registration Confirmation & Login Details

Congratulations, you have successfully registered with MyCorp using AVEVA Contract Risk Management, a software solution that allows you to communicate securely and in real time with MyCorp. You can log in at: https://demo-psdesign.crm.connect.aveva.com/AVEVA CRM/supplier_site/

Your Username is: M.Long



To reset your password, please visit https://demo-psdesign.crm.connect.aveva.com/AVEVA CRM/supplier_site/ and Select the Forgot Password link

The Company will register your Contractor Portal details on your behalf. Once this is done you will receive an automated email like the one shown.

1. Select either of the hyperlinks in the email to be taken to the AVEVA CRM Contractor Portal.

Access AVEVA CRM from Registration Email





The screenshot displays the AVEVA Contractor Register Website. At the top left is the AVEVA logo. To its right, the text reads "Contract Lifecycle Management" and "[Company Name] Contractors Web Site". In the top right corner, there are links for "Set Language" and "Support". Below the header, there are two buttons: "Welcome" and "Register". The main content area features a welcome message: "Welcome to [Company Name] Contractors Register Website" followed by a paragraph explaining that users must register to access public opportunities. Below the text is a world map with several green circular icons representing users in different regions. At the bottom of the page, there are several small icons for email, refresh, settings, calendar, and information. On the right side of the page, there is a dark grey login form. The form has a "Register Your Company" button at the top. Below it, the text "Already Registered?" is displayed. The form contains two input fields: "Username" with the value "M.Long" and "Password" with masked characters. There is a "Remember My Password" checkbox and a "Login" button. A "Forgot Password?" link is located at the bottom of the form. Three orange hand icons with numbers 1, 2, and 3 are pointing to the Username field, Password field, and Login button, respectively.

1. Enter your Username.
2. Enter your Password.
3. Select 'Login' to log into the AVEVA CRM Contractor Portal for the first time.



Note: AVEVA CRM will lock your user account if the incorrect password has been entered incorrectly three times. If this happens, please contact your local AVEVA CRM Administrator.




Access AVEVA CRM from Registration Email


 For security reasons, please change your Password. Note: A password can only contain alphanumeric characters or _ . It must include at least one upper case character, at least one lower case character and at least one digit. 


Change Password

Username M.Long

Current Password *  

New Password    Strength: Strong

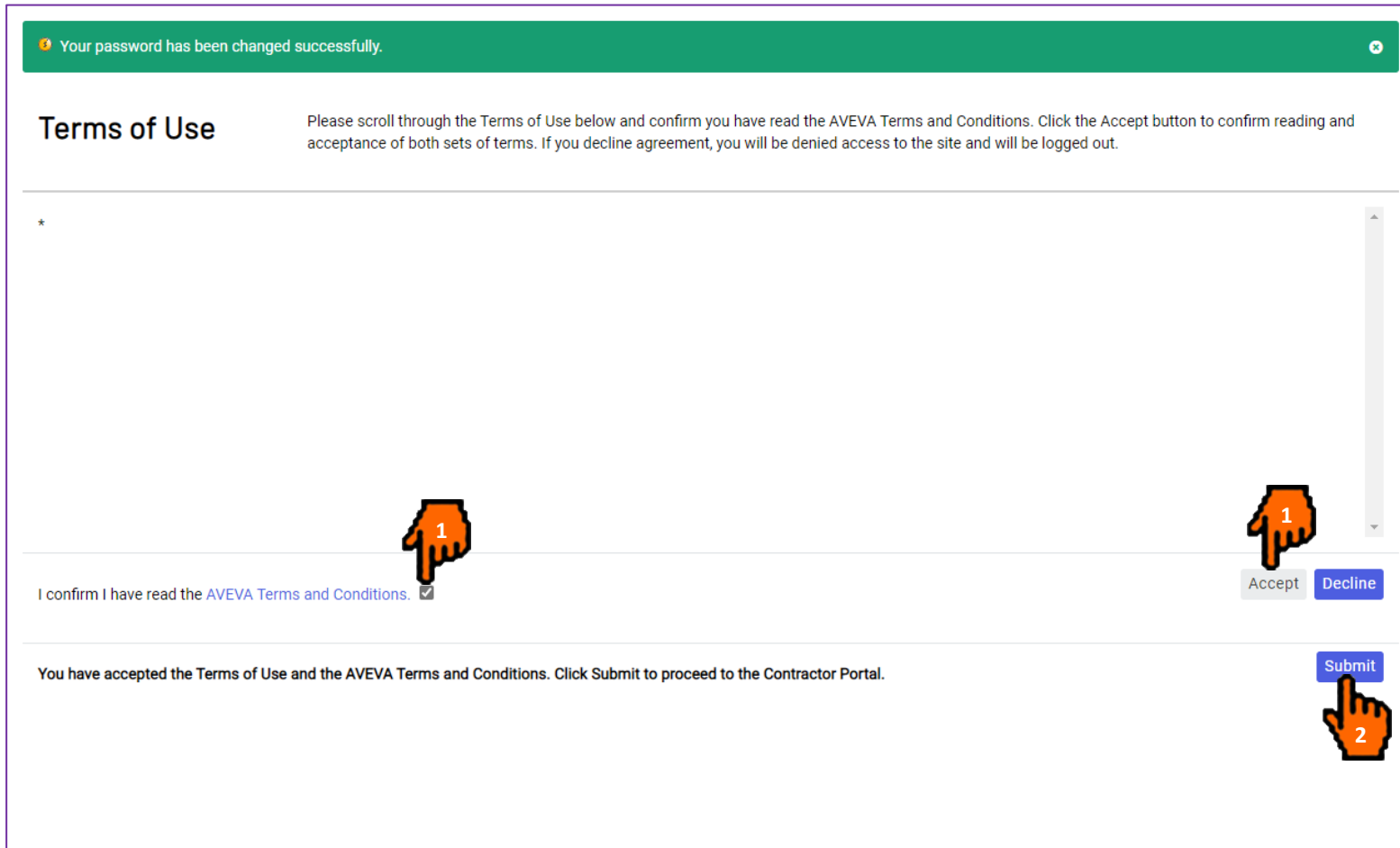
Confirm New Password * 



The first time you access AVEVA CRM, you will need to change your Password.

1. Enter your current Password.
2. Enter a new Password.
3. Re-enter to confirm new Password.
4. Select the Information icon to see what constitutes a valid Password.
5. The Password strength is shown.
6. Select the 'Submit' button.

Access AVEVA CRM from Registration Email



Your password has been changed successfully.

Terms of Use

Please scroll through the Terms of Use below and confirm you have read the AVEVA Terms and Conditions. Click the Accept button to confirm reading and acceptance of both sets of terms. If you decline agreement, you will be denied access to the site and will be logged out.

*

I confirm I have read the [AVEVA Terms and Conditions](#).

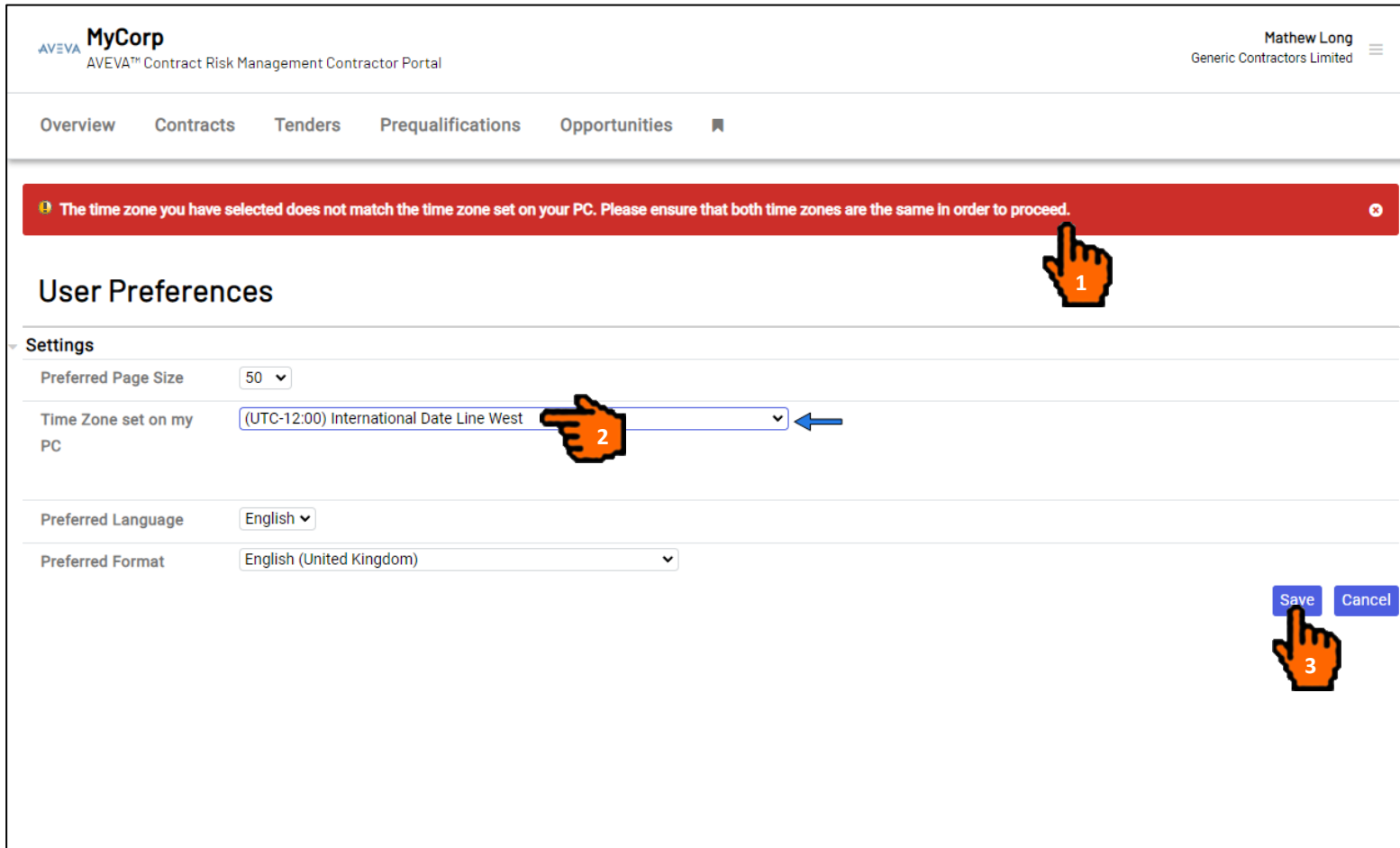
You have accepted the Terms of Use and the AVEVA Terms and Conditions. Click Submit to proceed to the Contractor Portal.

Accept Decline Submit

The screenshot shows a registration email interface. At the top, a green notification bar states "Your password has been changed successfully." Below this is the "Terms of Use" section, which includes a scrollable area for the terms. At the bottom of the terms section, there is a checkbox labeled "I confirm I have read the AVEVA Terms and Conditions." which is checked. To the right of the terms section are "Accept" and "Decline" buttons. Below the terms section, there is a "Submit" button. Three orange hand icons with numbers 1 and 2 are overlaid on the image to indicate the steps: icon 1 points to the "Accept" button, and icon 2 points to the "Submit" button.

1. If you wish to proceed, you need to accept the Terms of Use by Selecting the 'Accept' button.
2. Select the 'Submit' button.

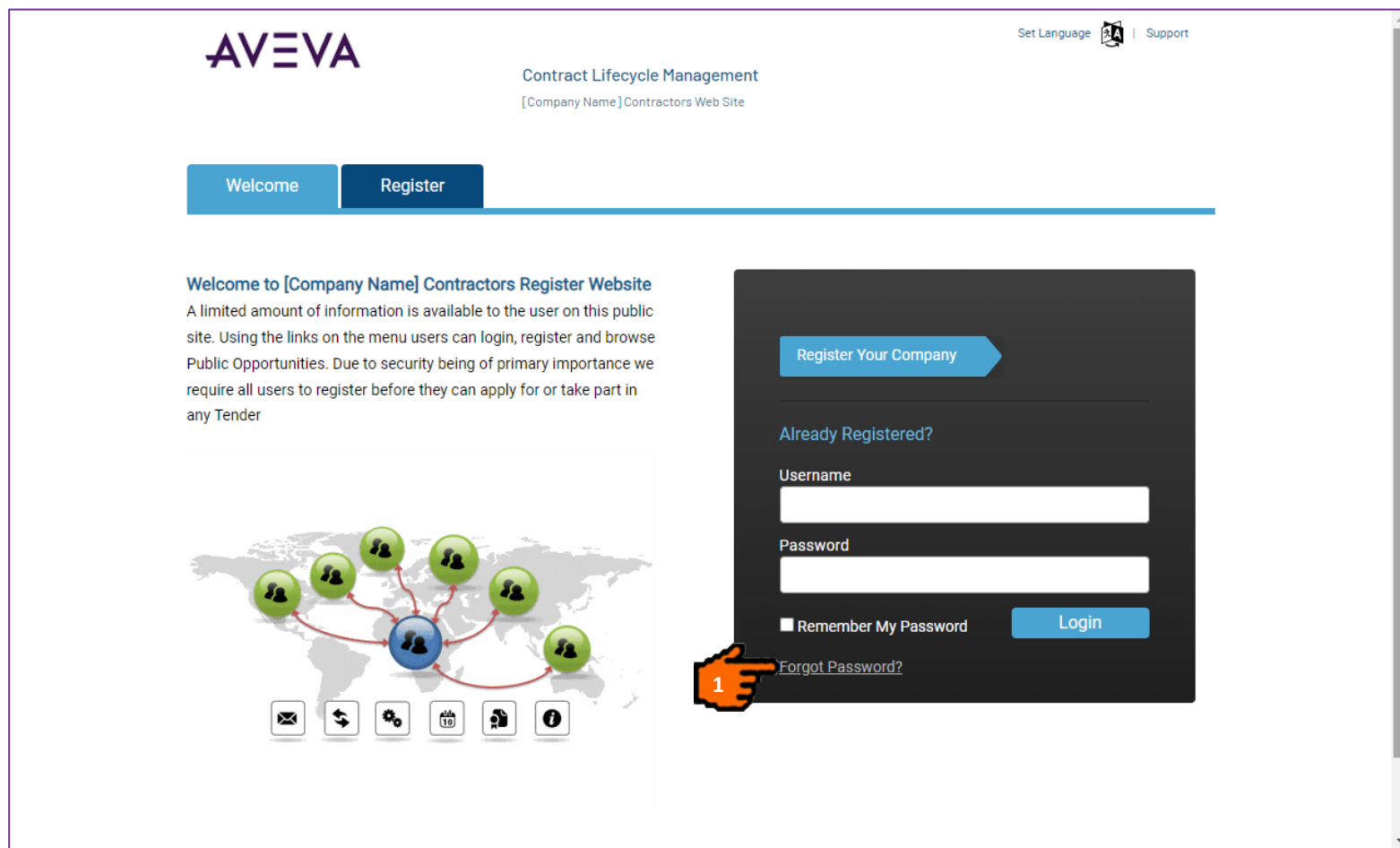
Accept T&C's and Set Your Time Zone



The screenshot shows the AVEVA MyCorp user interface. At the top left, the logo reads "AVEVA MyCorp" and "AVEVA™ Contract Risk Management Contractor Portal". At the top right, the user name "Mathew Long" and company "Generic Contractors Limited" are displayed. A navigation bar contains "Overview", "Contracts", "Tenders", "Prequalifications", and "Opportunities". A red warning banner at the top states: "The time zone you have selected does not match the time zone set on your PC. Please ensure that both time zones are the same in order to proceed." Below this is the "User Preferences" section. Under "Settings", there are four rows: "Preferred Page Size" (50), "Time Zone set on my PC" (UTC-12:00 International Date Line West), "Preferred Language" (English), and "Preferred Format" (English (United Kingdom)). At the bottom right are "Save" and "Cancel" buttons. Three orange hand icons with numbers 1, 2, and 3 point to the warning banner, the time zone dropdown, and the Save button respectively.

1. If the time zone you are in is not the same as the one recorded against your user details, you will be prompted to update your time zone settings to match those of your computer.
2. From the 'Time Zone Set on my PC' drop-down list select the correct time zone.
3. Select the 'Save' button.

Reset Your Password



The screenshot shows the AVEVA Contractor Register Website. At the top left is the AVEVA logo. To the right, there are links for 'Set Language' and 'Support'. Below the logo, the text reads 'Contract Lifecycle Management' and '[Company Name] Contractors Web Site'. There are two buttons: 'Welcome' and 'Register'. The main content area has a heading 'Welcome to [Company Name] Contractors Register Website' followed by a paragraph explaining that users must register to apply for tenders. Below this is a world map with icons representing different regions. At the bottom left are several utility icons. On the right side, there is a dark grey login/register form. The form has a 'Register Your Company' button at the top. Below that, it asks 'Already Registered?' and has input fields for 'Username' and 'Password'. There is a 'Remember My Password' checkbox and a 'Login' button. At the bottom of the form, the link 'Forgot Password?' is highlighted with a hand icon pointing to it, and the number '1' is written next to the hand.

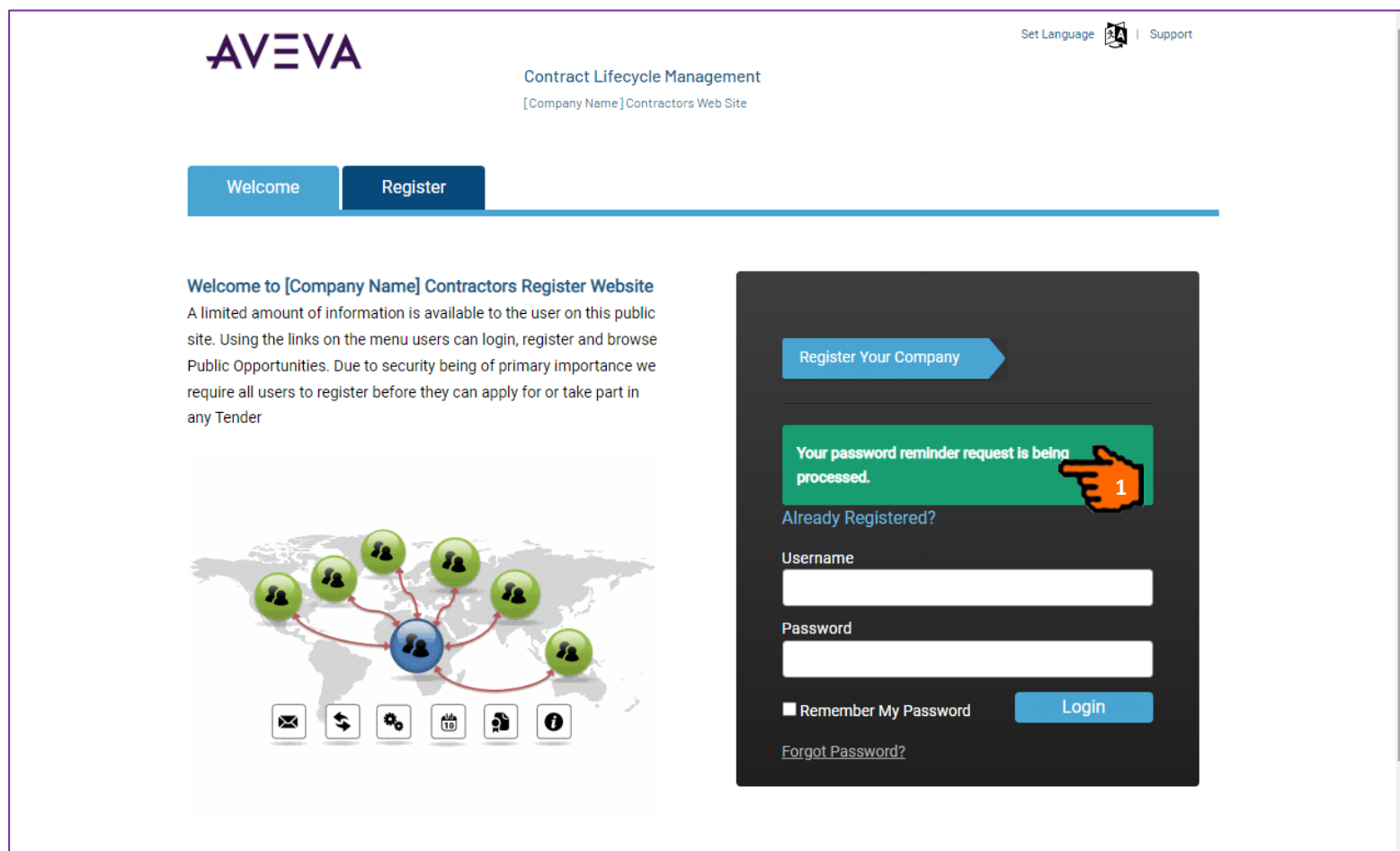
1. Select the 'Forgot Password?' link.

Reset Your Password

The screenshot shows the AVEVA password reset interface. At the top left is the AVEVA logo. To its right, the text reads "Contract Lifecycle Management" and "[Company Name] Contractors Web Site". In the top right corner, there are links for "Set Language" and "Support". Below the logo, there are two buttons: "Welcome" and "Register". A horizontal line separates the header from the main content. The main content starts with the heading "Forgot Your Password?". Below this is a sub-heading: "To receive an email with a link to reset your password, please enter your username and registered email address." There are two input fields: "Username" with the value "M.Long" and "Email" with the value "Mathew.Long@mail.com". Below the input fields are two buttons: "Submit" and "Cancel". Three orange hand icons with numbers 1, 2, and 3 are overlaid on the form. Hand 1 points to the Username field, hand 2 points to the Email field, and hand 3 points to the Submit button. At the bottom left, there are links for "Privacy" and "Security", and the text "Version: AVEVA Contract Risk Management 8.2". At the bottom right, it says "AVEVA™ Contract Risk Management".

1. Enter your Username.
2. Enter your Email Address.
3. Select the 'Submit' button to send a Password Request email to your inbox.

Reset Your Password



The screenshot displays the AVEVA CRM website interface. At the top left is the AVEVA logo. To its right, the text reads "Contract Lifecycle Management" and "[Company Name] Contractors Web Site". In the top right corner, there are links for "Set Language" and "Support". Below the header, there are two navigation buttons: "Welcome" and "Register". The main content area features a welcome message: "Welcome to [Company Name] Contractors Register Website" followed by a paragraph explaining that users must register to access tender information. Below this is a world map with several green circular icons representing users and a central blue icon. At the bottom of the map are icons for email, refresh, settings, calendar, and information. On the right side of the page, a dark grey modal window is open. It contains a blue button labeled "Register Your Company". Below that is a green notification box with the text "Your password reminder request is being processed." and a hand cursor icon pointing to it, with a small orange circle containing the number "1" next to the hand. Underneath the notification is a link "Already Registered?". There are two input fields for "Username" and "Password". A checkbox labeled "Remember My Password" is present, along with a blue "Login" button. At the bottom of the modal is a link "Forgot Password?".

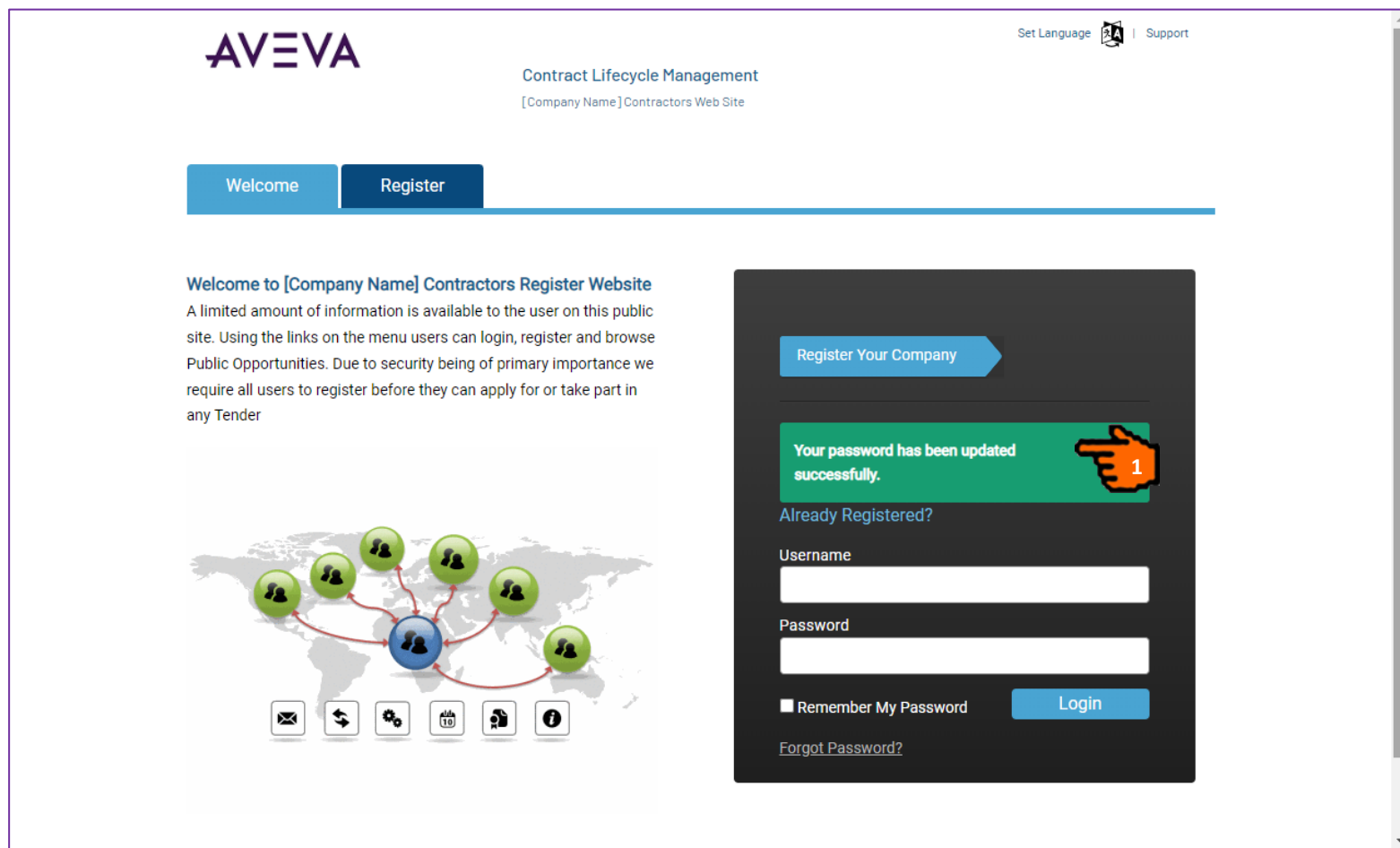
1. AVEVA CRM provides a confirmation the Password reminder request was successful.

Reset Your Password

The screenshot shows the AVEVA password reset interface. At the top left is the AVEVA logo. To its right, the text reads "Contract Lifecycle Management" and "[Company Name] Contractors Web Site". In the top right corner, there are links for "Set Language" and "Support". Below the header, there are two buttons: "Welcome" and "Register". The main heading is "Reset Password", followed by the instruction "Please enter and Confirm your password." The form contains two input fields: "Password" and "Confirm Password", both marked with a red asterisk. The "Password" field has a strength indicator showing a green bar and the text "Strength: Strong". Below the input fields are "Submit" and "Cancel" buttons. Five orange hand icons with numbers 1 through 5 point to the following elements: 1. The Password input field, 2. The Confirm Password input field, 3. The Password strength indicator, 4. The Submit button, and 5. The Submit button.

1. Enter your new Password.
2. Re-enter your new password.
3. Select the Information icon to see what constitutes a valid Password.
4. The Password strength is shown.
5. Select the 'Submit' button to set your Password.

Reset Your Password



The screenshot displays the AVEVA Contractor Register Website interface. At the top left is the AVEVA logo. To its right, the text reads "Contract Lifecycle Management" and "[Company Name] Contractors Web Site". In the top right corner, there are links for "Set Language" and "Support". Below the header, there are two navigation buttons: "Welcome" and "Register". The main content area features a welcome message: "Welcome to [Company Name] Contractors Register Website" followed by a paragraph explaining that users must register to access tender information. Below this is a world map with several green circular icons representing users in different regions. A dark grey modal window is overlaid on the right side of the page. At the top of the modal is a blue button labeled "Register Your Company". Below it is a green notification box with the text "Your password has been updated successfully." and a hand icon pointing to the message with the number "1". Underneath the notification, there is a section for "Already Registered?" with input fields for "Username" and "Password", a "Remember My Password" checkbox, and a "Login" button. At the bottom of the modal is a link for "Forgot Password?".

1. Your Password has been successfully updated.

Logging IN



The screenshot shows the AVEVA CRM login page. At the top left is the AVEVA logo. To its right, the text reads "Contract Lifecycle Management" and "[Company Name] Contractors Web Site". In the top right corner, there are links for "Set Language" and "Support". Below the logo, there are two buttons: "Welcome" and "Register". The main content area features a welcome message: "Welcome to [Company Name] Contractors Register Website" followed by a paragraph explaining that users must register to access public opportunities. Below the text is a world map with several green circular icons representing users. At the bottom of the map are six small icons: an envelope, a refresh symbol, a gear, a calendar, a person, and an information symbol. On the right side of the page, there is a dark grey login form. At the top of the form is a blue button labeled "Register Your Company". Below that is the text "Already Registered?". The form contains two input fields: "Username" with the text "M.Long" and "Password" with a masked password ".....". Below the password field is a checkbox labeled "Remember My Password" and a blue "Login" button. At the bottom of the form is a link for "Forgot Password?". Three orange hand icons with numbers are overlaid on the form: one pointing to the "Username" field (labeled '1'), one pointing to the "Password" field (labeled '1'), and one pointing to the "Login" button (labeled '2').

1. To log into AVEVA CRM enter a valid username and password on the login screen.
2. Select the 'Login' button

Logging OUT

AVEVA MyCorp
AVEVA™ Contract Risk Management Contractor Portal

Mathew Long
Generic Contractors Limited

Overview Contracts Tenders Prequalifications Opportunities

Overview

Welcome to [Company Name] Contractors Register Website
Contractors Register Website Provided by AVEVA Contract Risk Management

A limited amount of information is available to the user on this public site. Using the links on the menu users can login, register and browse Public Opportunities. Due to security being of primary importance we require all users to register before they can apply for or take part in any Tender

Qualification Category Details
You currently do not have a Qualification Category created.

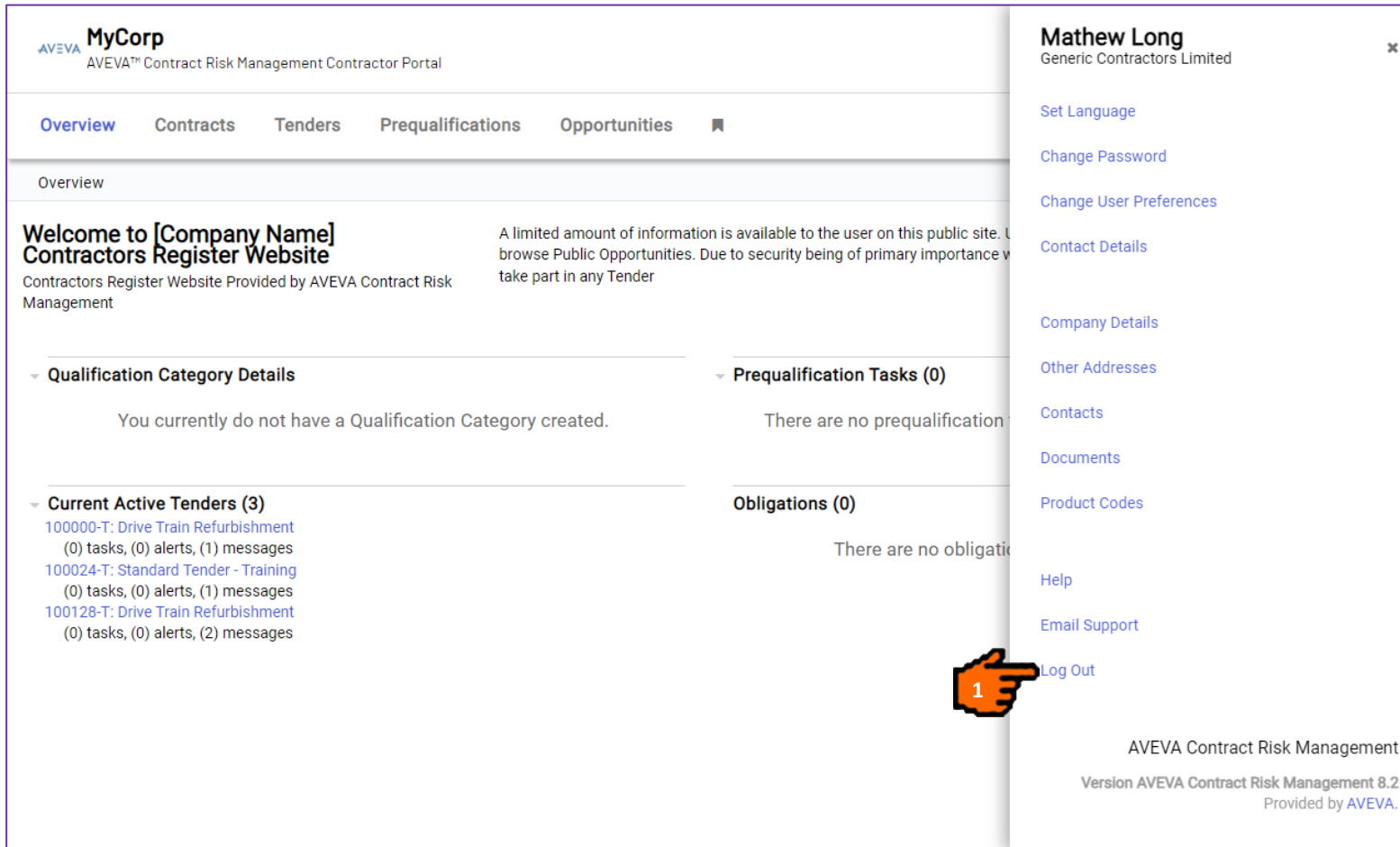
Prequalification Tasks (0)
There are no prequalification tasks available for you at this moment.

Current Active Tenders (3)
100000-T: Drive Train Refurbishment
(0) tasks, (0) alerts, (1) messages
100024-T: Standard Tender - Training
(0) tasks, (0) alerts, (1) messages
100128-T: Drive Train Refurbishment
(0) tasks, (0) alerts, (2) messages

Obligations (0)
There are no obligations that require your attention.

1. To log out of AVEVA CRM, Select the 'Menu' icon.

Logging OUT



The screenshot shows the AVEVA MyCorp Contractor Portal interface. The user is logged in as Mathew Long, Generic Contractors Limited. The main navigation menu includes Overview, Contracts, Tenders, Prequalifications, and Opportunities. The user profile menu is open, showing options such as Set Language, Change Password, Change User Preferences, Contact Details, Company Details, Other Addresses, Contacts, Documents, Product Codes, Help, Email Support, and Log Out. A hand icon with the number 1 is pointing to the 'Log Out' option.

MyCorp
AVEVA™ Contract Risk Management Contractor Portal

Overview Contracts Tenders Prequalifications Opportunities

Overview

Welcome to [Company Name] Contractors Register Website
Contractors Register Website Provided by AVEVA Contract Risk Management

A limited amount of information is available to the user on this public site. You can browse Public Opportunities. Due to security being of primary importance we do not allow users to take part in any Tender

Qualification Category Details
You currently do not have a Qualification Category created.

Prequalification Tasks (0)
There are no prequalification tasks.

Current Active Tenders (3)
100000-T: Drive Train Refurbishment (0) tasks, (0) alerts, (1) messages
100024-T: Standard Tender - Training (0) tasks, (0) alerts, (1) messages
100128-T: Drive Train Refurbishment (0) tasks, (0) alerts, (2) messages

Obligations (0)
There are no obligations.

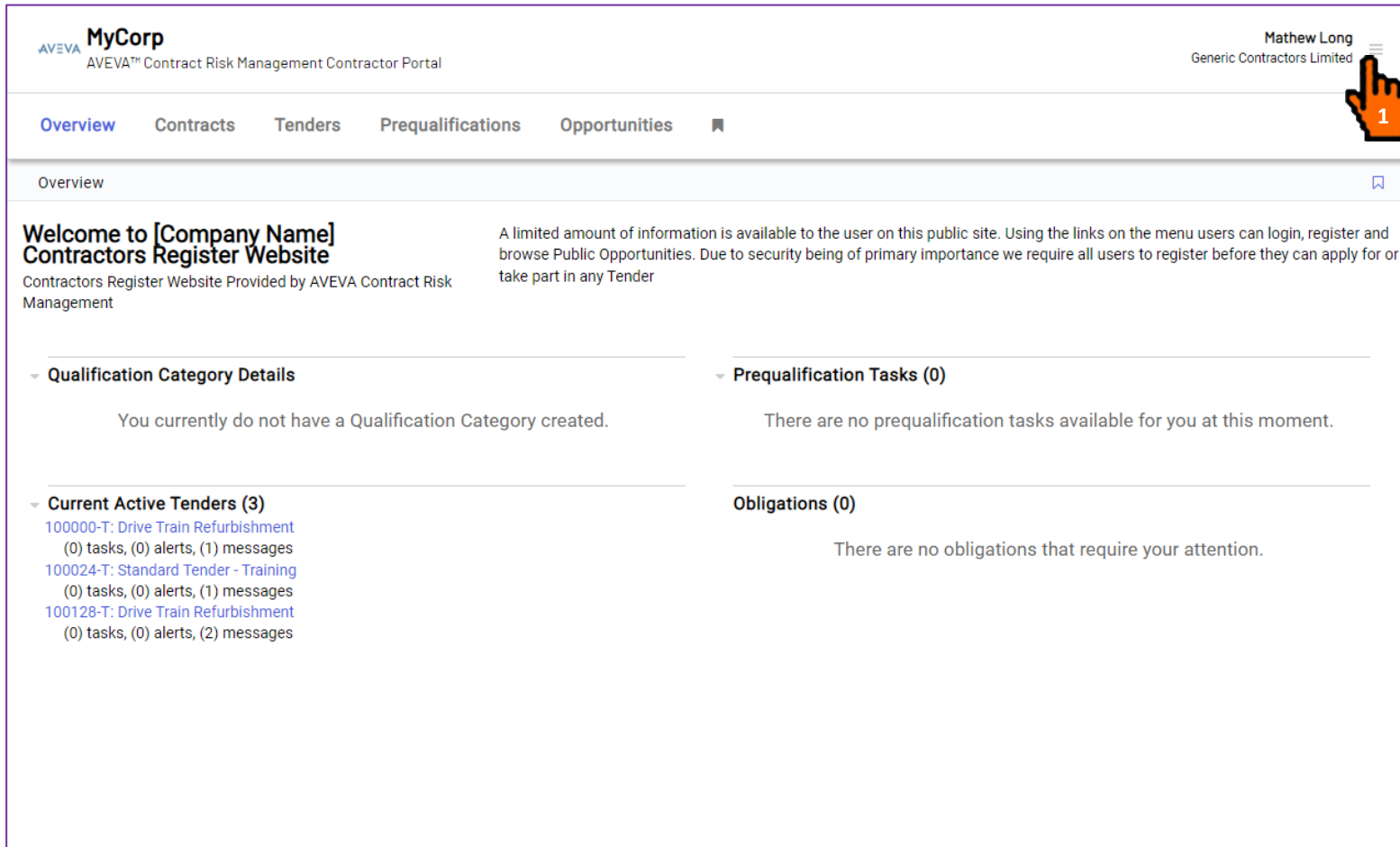
Mathew Long
Generic Contractors Limited

Set Language
Change Password
Change User Preferences
Contact Details
Company Details
Other Addresses
Contacts
Documents
Product Codes
Help
Email Support
Log Out

AVEVA Contract Risk Management
Version AVEVA Contract Risk Management 8.2
Provided by AVEVA.

1. Select 'Log Out'

User Profile



AVEVA MyCorp
AVEVA™ Contract Risk Management Contractor Portal

Mathew Long
Generic Contractors Limited

Overview Contracts Tenders Prequalifications Opportunities

Overview

Welcome to [Company Name] Contractors Register Website
Contractors Register Website Provided by AVEVA Contract Risk Management

A limited amount of information is available to the user on this public site. Using the links on the menu users can login, register and browse Public Opportunities. Due to security being of primary importance we require all users to register before they can apply for or take part in any Tender

Qualification Category Details
You currently do not have a Qualification Category created.

Prequalification Tasks (0)
There are no prequalification tasks available for you at this moment.

Current Active Tenders (3)
100000-T: Drive Train Refurbishment
(0) tasks, (0) alerts, (1) messages
100024-T: Standard Tender - Training
(0) tasks, (0) alerts, (1) messages
100128-T: Drive Train Refurbishment
(0) tasks, (0) alerts, (2) messages

Obligations (0)
There are no obligations that require your attention.

1. To access the User Profile settings, Select the 'Menu' icon.

User Profile - Change Password

MyCorp
AVEVA™ Contract Risk Management Contractor Portal

Overview Contracts Tenders Prequalifications Opportunities

Overview

Welcome to [Company Name] Contractors Register Website
Contractors Register Website Provided by AVEVA Contract Risk Management

A limited amount of information is available to the user on this public site. You can browse Public Opportunities. Due to security being of primary importance we do not allow users to take part in any Tender

Qualification Category Details
You currently do not have a Qualification Category created.

Prequalification Tasks (0)
There are no prequalification tasks.

Current Active Tenders (3)
100000-T: Drive Train Refurbishment (0) tasks, (0) alerts, (1) messages
100024-T: Standard Tender - Training (0) tasks, (0) alerts, (1) messages
100128-T: Drive Train Refurbishment (0) tasks, (0) alerts, (2) messages

Obligations (0)
There are no obligations.

Mathew Long
Generic Contractors Limited

Set Language
Change Password
Change User Preferences
Contact Details
Company Details
Other Addresses
Contacts
Documents
Product Codes
Help
Email Support
Log Out

AVEVA Contract Risk Management
Version AVEVA Contract Risk Management 8.2
Provided by AVEVA.

1. To change your password, Select 'Change Password'.

User Profile -Change Password

The screenshot shows the AVEVA MyCorp user profile page. The page header includes the AVEVA logo, 'MyCorp', and 'AVEVA™ Contract Risk Management Contractor Portal'. The user's name 'Mathew Long' and company 'Generic Contractors Limited' are displayed in the top right. A navigation menu contains 'Overview', 'Contracts', 'Tenders', 'Prequalifications', and 'Opportunities'. A security warning banner states: 'For security reasons, please change your Password. Note: A password can only contain alphanumeric characters or _ . It must include at least one upper case character, at least one lower case character and at least one digit.' The 'Change Password' form has the following fields: 'Username' (M.Long), 'Current Password' (marked with an asterisk), 'New Password' (marked with an asterisk and a strength indicator 'Strength: Very Strong'), and 'Confirm New Password' (marked with an asterisk). A 'Submit' button and a 'Cancel' button are located at the bottom right of the form. Hand icons with numbers 1, 2, 3, and 4 point to the Username, Current Password, Confirm New Password, and Submit buttons respectively.

Note: Fields marked with an Asterisk are mandatory fields.

1. Enter your Current Password.
2. Enter your New Password.
3. Re-enter your new Password.
4. Select on the 'Submit' button to confirm your changes.

Navigation within AVEVA CRM - Overview Page

The screenshot shows the AVEVA CRM Overview Page for a user named Mathew Long at Generic Contractors Limited. The page features a navigation menu with tabs for Overview, Contracts, Tenders, Prequalifications, and Opportunities. The Overview tab is active. The main content area includes a welcome message, a navigation menu, and several sections: Qualification Category Details, Prequalification Tasks (0), Current Active Tenders (3), and Obligations (26). Five numbered callouts (1-5) point to specific elements: 1 points to the 'Contracts' tab, 2 to the 'Tenders' tab, 3 to the 'Prequalifications' tab, 4 to the 'Obligations' table, and 5 to the 'Current Active Tenders' list.

MyCorp
AVEVA™ Contract Risk Management Contractor Portal

Mathew Long
Generic Contractors Limited

Overview Contracts Tenders Prequalifications Opportunities

Overview

Welcome to [Company Name] Contractors Register Website
Contractors Register Website Provided by AVEVA Contract Risk Management

A limited amount of information is available to the user on this public site. Using the links on the menu users can login, register and browse Public Opportunities. Due to security being of primary importance we require all users to register before they can apply for or take part in any Tender

Qualification Category Details
You currently do not have a Qualification Category created.

Prequalification Tasks (0)
There are no prequalification tasks available for you at this moment.

Current Active Tenders (3)
100000-T: Drive Train Refurbishment (0) tasks, (0) alerts, (1) messages
100024-T: S... Tender - Training (0) tasks, (0) alerts, (1) messages
100128-T: Drive... Refurbishment (0) tasks, (0) alerts, (2) messages

Obligations (26)
All Contracts
Showing all 26

| Title | Due Date |
|------------------------------------|-----------------------------------|
| Monthly Performance Report | 05 Mar 2022, 18:00:00 (UTC+ 5:30) |
| MOM-OUT0002 - Requires Agreeeme... | 20 Mar 2022, 14:42:31 (UTC+ 5:30) |
| Monthly Performance Report | 05 Apr 2022, 18:00:00 (UTC+ 5:30) |
| Project Cost Validation | 14 Apr 2022, 09:00:00 (UTC+ 5:30) |
| Monthly Performance Report | 05 May 2022, 18:00:00 (UTC+ 5:30) |
| Monthly Performance Report | 05 Jun 2022, 18:00:00 (UTC+ 5:30) |
| Monthly Performance Report | 05 Jul 2022, 18:00:00 (UTC+ 5:30) |

The Overview page is your default home page. This page provides you with notifications and quick access links to any outstanding items that requires your attention. From this page you can:

1. Access any outstanding contract tasks by Selecting the link to the Contract Tasks section of the page.
2. Access any outstanding tender tasks by Selecting the link to the Current Active Tenders section of the page.
3. Access any outstanding prequalification tasks by Selecting the link to the Prequalification Tasks section of the page. These will also be available in the 'Prequalification Tasks' section of the Overview page.
4. Access any Contractual Obligations assigned to you.
5. Select the 'Current Active Tenders' to view Tender task.

Navigation within AVEVA CRM - Tender Details

AVEVA MyCorp
AVEVA™ Contract Risk Management Contractor Portal

Mathew Long
Generic Contractors Limited

Overview Contracts **Tenders** Prequalifications Opportunities

Tenders > 100132-T

Maintenance Services - Pipes, Valves and Fittings

Tender - 100132-T

Details Messages

▼ **Tender Details**

| | |
|------------------|---|
| Tender | Maintenance Services - Pipes, Valves and Fittings |
| Tender reference | 100132-T |
| Description | |

▼ **New Alerts (0)**

You have no outstanding alerts.

▼ **History (1)**

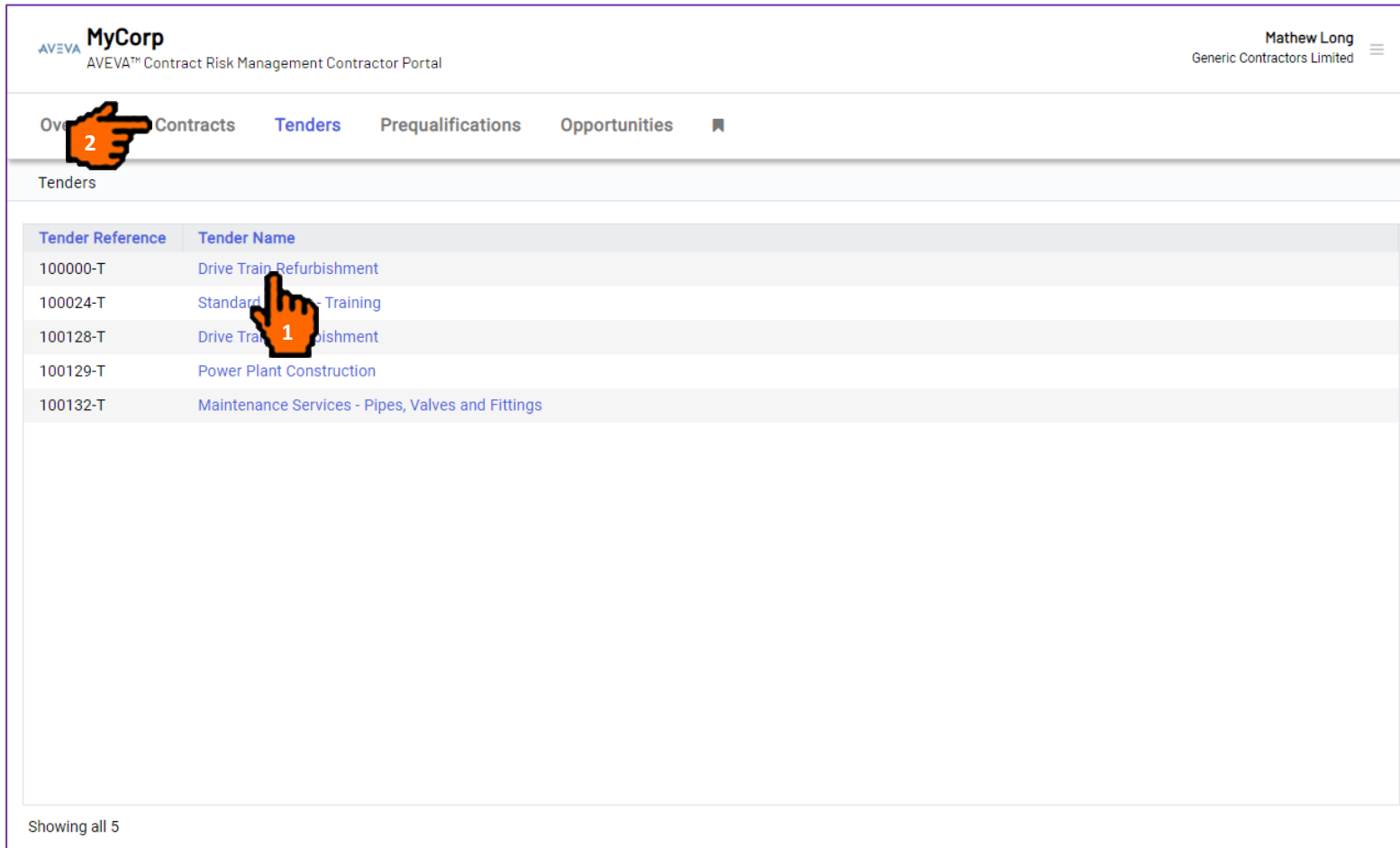
1. "RFx/ITT | Technical Bid Submission | Commercial Bid Submission" - You were sent this at: 16 Mar 2022, 00:07:19 (UTC+ 5:30)

The Tender Details page is displayed.

1. Select the 'Tenders' Tab located at the top of the page on the navigation bar to return to the list of Tenders or,
2. Select the Breadcrumb link at the bottom of the page to return to previously viewed pages.

Note: The breadcrumbs are available on most pages within AVEVA CRM.

Navigation within AVEVA CRM - Tender Details



AVEVA MyCorp
AVEVA™ Contract Risk Management Contractor Portal

Mathew Long
Generic Contractors Limited

Overview **Contracts** **Tenders** Prequalifications Opportunities

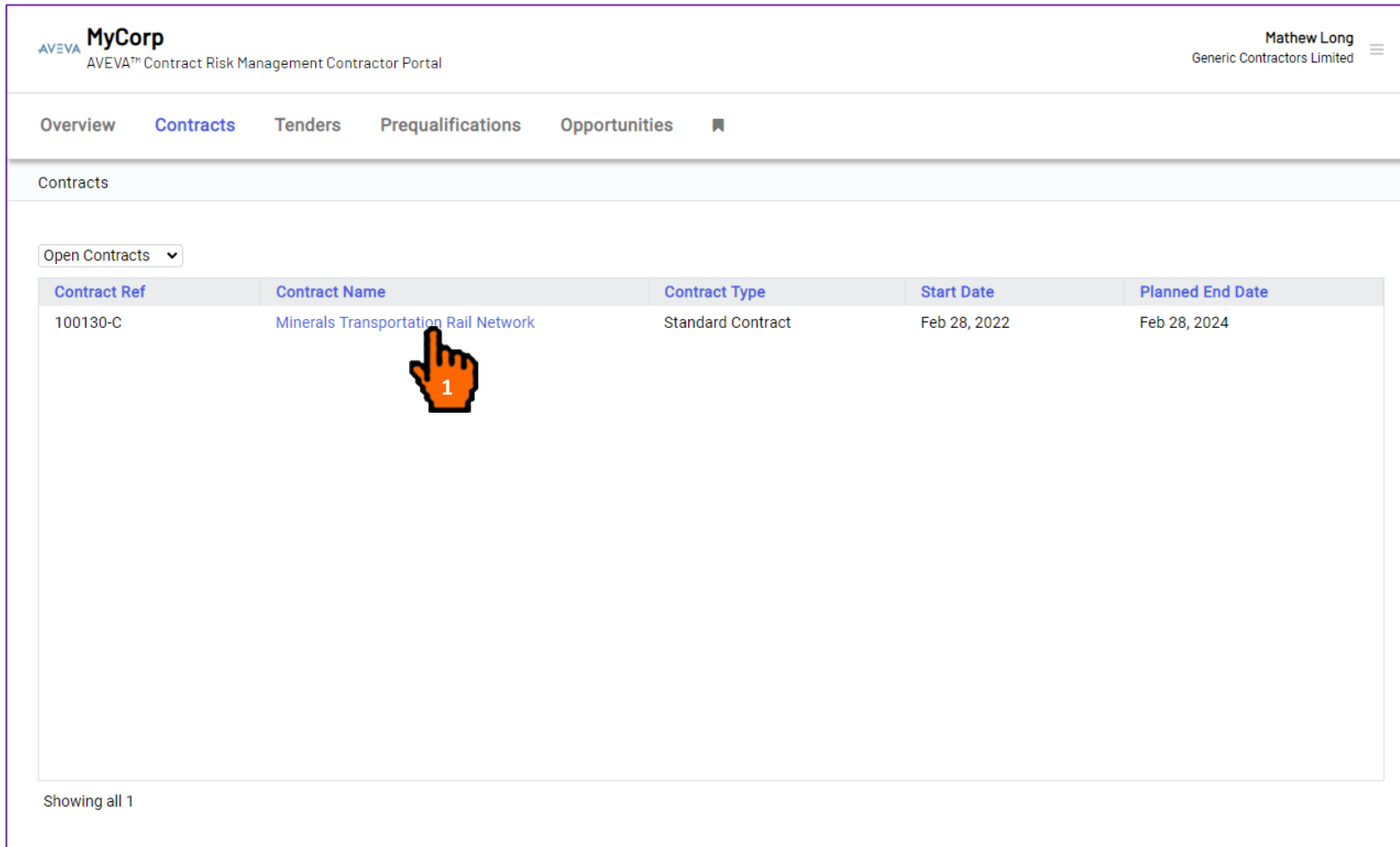
Tenders

| Tender Reference | Tender Name |
|------------------|---|
| 100000-T | Drive Train Refurbishment |
| 100024-T | Standard Training |
| 100128-T | Drive Train Refurbishment |
| 100129-T | Power Plant Construction |
| 100132-T | Maintenance Services - Pipes, Valves and Fittings |

Showing all 5

1. All active tender are listed.
2. Select the 'Contracts' tab to display a list of active contracts.

Navigation within AVEVA CRM - Contract Details



The screenshot displays the AVEVA MyCorp CRM interface. The top navigation bar includes the AVEVA MyCorp logo, the text "AVEVA™ Contract Risk Management Contractor Portal", and the user name "Mathew Long" with "Generic Contractors Limited" below it. The main navigation menu contains "Overview", "Contracts" (highlighted), "Tenders", "Prequalifications", and "Opportunities". The "Contracts" section is active, showing a table of "Open Contracts". The table has five columns: "Contract Ref", "Contract Name", "Contract Type", "Start Date", and "Planned End Date". A single row is visible with the following data: "100130-C", "Minerals Transportation Rail Network", "Standard Contract", "Feb 28, 2022", and "Feb 28, 2024". A hand cursor with the number "1" is pointing to the "Contract Name" column header. At the bottom left, it says "Showing all 1".

| Contract Ref | Contract Name | Contract Type | Start Date | Planned End Date |
|--------------|--------------------------------------|-------------------|--------------|------------------|
| 100130-C | Minerals Transportation Rail Network | Standard Contract | Feb 28, 2022 | Feb 28, 2024 |

1. Select the 'Contract Name' to display the Contracts details screen.

Navigation within AVEVA CRM - Contract Details

AVEVA MyCorp
AVEVA™ Contract Risk Management Contractor Portal

Mathew Long
Generic Contractors Limited

Overview **Contracts** Tenders Prequalifications Opportunities

Contracts > Communications

Minerals Transportation Rail Network

Contract - 100130-C

Communications Obligations Risk Covers Con Search

Create Communication

| Ref | Rev | Title | State | Financial Impact | Schedule Impa | |
|-------------|-----|--------------------------------------|-----------------------------------|------------------|---------------|----------------------------|
| MOM-OUT0002 | 0 | End of Month Review - MoM | Awaiting Agreement from Recipient | | | |
| AFP0003 | 0 | Q3 Payment Request | Awaiting Agreement from Recipient | 163,290.00 | | |
| AFP0002 | 0 | Payment Request (Change ID_00158963) | Awaiting Agreement from Recipient | 180,355.00 | | |
| AFP0001 | 0 | Q2 Payment Request | Awaiting Agreement from Recipient | 311,966.00 | | |
| CFC0003 | 0 | Kick off Meeting Minutes | Approved | | | 10 Mar 2022 00:00:27 (UTC) |
| MOM-IN0001 | 0 | Kick off Meeting Minutes | Awaiting Agreement from Recipient | | | 09 Mar 2022 23:29:00 (UTC) |
| CFC0002 | 0 | Planned Progress updates | Approved | | | 09 Mar 2022 18:23:17 (UTC) |
| CTC0001 | 0 | Progress Schedule | Approved | | | 09 Mar 2022 13:16:02 (UTC) |
| CFC0001 | 0 | Change in Company Personnel | Approved | | | 09 Mar 2022 13:11:29 (UTC) |

Showing all 9

1. Use the tabbed pages to navigate between the different Contract sections.
2. With the 'Communications' tab selected, Select the 'Title' of a specific Communication to view the Communication details.
3. To create a communication, Select the 'Create a Communication' button and select a template from the drop-down menu.

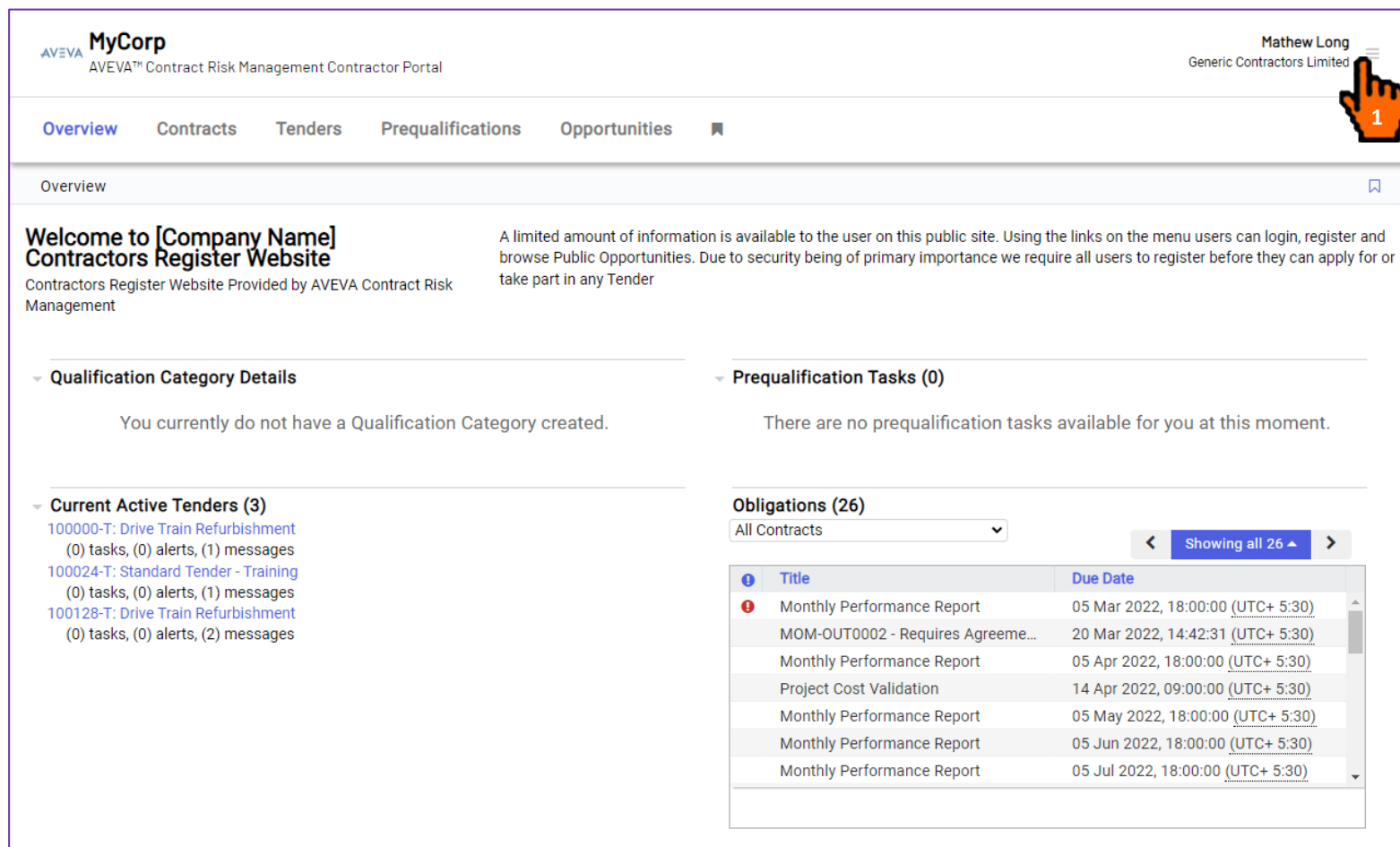
Navigation within AVEVA CRM - Contract Details

The screenshot displays the AVEVA CRM interface for a contract. The top navigation bar includes 'Overview', 'Contracts', 'Tenders', 'Prequalifications', and 'Opportunities'. The 'Contracts' tab is highlighted. Below the navigation bar, the breadcrumb 'Contracts > Communications' is visible. The main header shows 'M...als Transportation Rail Network' and 'Contract - 100130-C'. The 'Communications' tab is selected in the sub-navigation bar. A table of communications is displayed below, with columns for Ref, Rev, Title, State, Financial Impact, Schedule Impact (Days), and Date Issued. The table contains 9 rows of data. A 'Create Communication' button is located at the top right of the table area.

| Ref | Rev | Title | State | Financial Impact | Schedule Impact (Days) | Date Issued |
|-------------|-----|--------------------------------------|-----------------------------------|------------------|------------------------|--|
| MOM-OUT0002 | 0 | End of Month Review - MoM | Awaiting Agreement from Recipient | | | 10 Mar 2022 14:42:31 (UTC) |
| AFP0003 | 0 | Q3 Payment Request | Awaiting Agreement from Recipient | 163,290.00 | | 10 Mar 2022 12:25:44 (UTC) |
| AFP0002 | 0 | Payment Request (Change ID_00158963) | Awaiting Agreement from Recipient | 180,355.00 | | 10 Mar 2022 12:12:28 (UTC) |
| AFP0001 | 0 | Q2 Payment Request | Awaiting Agreement from Recipient | 311,966.00 | | 10 Mar 2022 11:59:52 (UTC) |
| CFC0003 | 0 | Kick off Meeting Minutes | Approved | | | 10 Mar 2022 00:00:27 (UTC) |
| MOM-IN0001 | 0 | Kick off Meeting Minutes | Awaiting Agreement from Recipient | | | 09 Mar 2022 23:29:00 (UTC) |
| CFC0002 | 0 | Planned meeting - Progress updates | Approved | | | 09 Mar 2022 18:23:17 (UTC) |
| CTC0001 | 0 | Progress Meeting Schedule | Approved | | | 09 Mar 2022 13:16:02 (UTC) |
| CFC0001 | 0 | Change in Company Personnel | Approved | | | 09 Mar 2022 13:11:29 (UTC) |

1. Select the 'Contracts' Tab located at the top of the page in the navigation bar to return to the list of Contracts or,
2. Select the Breadcrumb link at the bottom of the page to return to previously viewed pages. Note: The breadcrumbs are available on most pages within AVEVA CRM.

Navigation within AVEVA CRM - Help



AVEVA MyCorp
AVEVA™ Contract Risk Management Contractor Portal

Mathew Long
Generic Contractors Limited

Overview Contracts Tenders Prequalifications Opportunities

Overview

Welcome to [Company Name] Contractors Register Website
Contractors Register Website Provided by AVEVA Contract Risk Management

A limited amount of information is available to the user on this public site. Using the links on the menu users can login, register and browse Public Opportunities. Due to security being of primary importance we require all users to register before they can apply for or take part in any Tender

Qualification Category Details
You currently do not have a Qualification Category created.

Prequalification Tasks (0)
There are no prequalification tasks available for you at this moment.

Current Active Tenders (3)
100000-T: Drive Train Refurbishment (0) tasks, (0) alerts, (1) messages
100024-T: Standard Tender - Training (0) tasks, (0) alerts, (1) messages
100128-T: Drive Train Refurbishment (0) tasks, (0) alerts, (2) messages

Obligations (26)
All Contracts Showing all 26

| Title | Due Date |
|---------------------------------|-----------------------------------|
| Monthly Performance Report | 05 Mar 2022, 18:00:00 (UTC+ 5:30) |
| MOM-OUT0002 - Requires Agree... | 20 Mar 2022, 14:42:31 (UTC+ 5:30) |
| Monthly Performance Report | 05 Apr 2022, 18:00:00 (UTC+ 5:30) |
| Project Cost Validation | 14 Apr 2022, 09:00:00 (UTC+ 5:30) |
| Monthly Performance Report | 05 May 2022, 18:00:00 (UTC+ 5:30) |
| Monthly Performance Report | 05 Jun 2022, 18:00:00 (UTC+ 5:30) |
| Monthly Performance Report | 05 Jul 2022, 18:00:00 (UTC+ 5:30) |

1. To access the User Profile, Select the 'Select Menu' icon.

Navigation within AVEVA CRM - Help

The screenshot displays the AVEVA MyCorp Contractor Portal. The user, Mathew Long, is logged in as Generic Contractors Limited. The user menu is open, showing options such as Set Language, Change Password, Change User Preferences, Contact Details, Company Details, Other Addresses, Contacts, Documents, Product Codes, Help, Email Support, and Log Out. The 'Help' option is highlighted with a red hand icon and the number 1. The main content area shows a welcome message and sections for Qualification Category Details, Current Active Tenders (3), Prequalification Tasks (0), and Obligations (26).

MyCorp
AVEVA™ Contract Risk Management Contractor Portal

Overview Contracts Tenders Prequalifications Opportunities

Overview

Welcome to [Company Name] Contractors Register Website
Contractors Register Website Provided by AVEVA Contract Risk Management

A limited amount of information is available to the user on this public site. You can browse Public Opportunities. Due to security being of primary importance you cannot take part in any Tender

Qualification Category Details
You currently do not have a Qualification Category created.

Current Active Tenders (3)
100000-T: Drive Train Refurbishment (0) tasks, (0) alerts, (1) messages
100024-T: Standard Tender - Training (0) tasks, (0) alerts, (1) messages
100128-T: Drive Train Refurbishment (0) tasks, (0) alerts, (2) messages

Prequalification Tasks (0)
There are no prequalification tasks.

Obligations (26)
All Contracts

Mathew Long
Generic Contractors Limited

Set Language
Change Password
Change User Preferences
Contact Details
Company Details
Other Addresses
Contacts
Documents
Product Codes
Help
Email Support
Log Out

AVEVA Contract Risk Management
Version AVEVA Contract Risk Management 8.2
Provided by AVEVA.

https://demo-psdesign.crm.connect.aveva.com/procon/supplier_site/suppliermain.aspx#

The AVEVA CRM 'Help' is an online informational resource, that provides users with step-by-step instructions on tasks they are trying to perform.

1. Select 'Help' on the user menu.


Navigation within AVEVA CRM - Help


The screenshot displays the AVEVA CRM interface. The top navigation bar includes the AVEVA logo, a search bar, and links for Welcome, Getting Started, Your Company, Tenders, Contracts, and Getting Support. The search bar contains the text 'Getting Started > The Overview Page'. The left sidebar shows a tree view with categories like 'Your Company', 'Qualification Status Questionnaires', and 'Prequalification'. The main content area displays 'The Overview Page' with a description and a list of actions. A 'What's in this section +' button is visible on the right. Three hand icons with numbers 1, 2, and 3 indicate the steps: 1. Search bar, 2. Search icon, 3. 'Completing Qualification Status Questionnaires' link.

1. Enter your search criteria for the topic you are looking for assistance with.
2. Select 'Search'
3. Navigate through the help section by selecting the links to get help on various tasks.

This presentation may include predictions, estimates, intentions, beliefs and other statements that are or may be construed as being forward-looking. While these forward-looking statements represent our current judgment on what the future holds, they are subject to risks and uncertainties that could result in actual outcomes differing materially from those projected in these statements. No statement contained herein constitutes a commitment by AVEVA to perform any particular action or to deliver any particular product or product features. Readers are cautioned not to place undue reliance on these forward-looking statements, which reflect our opinions only as of the date of this presentation.

The Company shall not be obliged to disclose any revision to these forward-looking statements to reflect events or circumstances occurring after the date on which they are made or to reflect the occurrence of future events.

 [linkedin.com/company/aveva](https://www.linkedin.com/company/aveva)

 [@avevagroup](https://twitter.com/avevagroup)

ABOUT AVEVA

AVEVA is a global leader in engineering and industrial software driving digital transformation across the entire asset and operational life cycle of capital-intensive industries.

The company's engineering, planning and operations, asset performance, and monitoring and control solutions deliver proven results to over 16,000 customers across the globe. Its customers are supported by the largest industrial software ecosystem, including 4,200 partners and 5,700 certified developers. AVEVA is headquartered in Cambridge, UK, with over 4,400 employees at 80 locations in over 40 countries.

[aveva.com](https://www.aveva.com)